

Patriot - Back

2022 OMMCS GOLF LEAGUE

TM #

1

DATE: 7/12

| | HOLE | | | | | | | | | | | | | | | |
|-----------------|------|---|---|---|---|---|---|---|---|----|----|----|----|----|----|----|
| | 1 | 2 | 3 | 4 | 5 | 6 | 7 | 8 | 9 | 10 | 11 | 12 | 13 | 14 | 15 | 16 |
| Men's Strokes | 3 | 2 | 9 | 5 | 1 | 7 | 8 | 4 | 6 | | | | | | | |
| PAR | 4 | 5 | 3 | 4 | 5 | 4 | 3 | 4 | 4 | | | | | | | |
| 1 | 4 | 5 | 8 | 5 | 7 | 6 | 4 | 5 | 8 | | | | | | | |
| 2 | 4 | 6 | 5 | 5 | 7 | 6 | 5 | 7 | 6 | | | | | | | |
| 3 | 6 | 7 | 3 | 5 | 8 | 6 | 4 | 3 | 7 | | | | | | | |
| 4 | 9 | 5 | 5 | 7 | 8 | 6 | 6 | 7 | 5 | | | | | | | |
| Women's Strokes | 3 | 2 | 9 | 5 | 1 | 7 | 8 | 4 | 6 | | | | | | | |

| | SCORE | | | | NO OF HOLES | | | | INDIV PTS | | | |
|-------|-------|-----|-----|-----|-------------|-----|------|-----|-----------|-----|--|--|
| | GROSS | HCP | NET | ESC | WON | TIE | LOST | PTS | MTCH | TOT | | |
| 1 | 49 | 31 | 38 | | 5 | - | 4 | 10 | 1 | 11 | | |
| 2 | 51 | 15 | 36 | | 2 | 3 | 4 | 7 | 2 | 9 | | |
| 3 | 49 | 16 | 33 | | 2 | 4 | 3 | 8 | - | 8 | | |
| 4 | 64 | 17 | 47 | | 2 | - | 7 | 4 | - | 4 | | |
| TOTAL | 154 | | | | | | | | | | | |

| TEAM A PTS | |
|------------|----|
| net | 1 |
| total | 33 |

TM #

16

| | HOLE | | | | | | | | | | | | | | | |
|-----------------|------|---|---|---|---|---|---|---|---|----|----|----|----|----|----|----|
| | 1 | 2 | 3 | 4 | 5 | 6 | 7 | 8 | 9 | 10 | 11 | 12 | 13 | 14 | 15 | 16 |
| 1 | 4 | 6 | 6 | 5 | 5 | 4 | 3 | 5 | 4 | | | | | | | |
| 2 | 6 | 5 | 4 | 5 | 5 | 5 | 4 | 6 | 5 | | | | | | | |
| 3 | 5 | 6 | 3 | 5 | 4 | 5 | 4 | 5 | 4 | | | | | | | |
| 4 | 6 | 7 | 4 | 7 | 6 | 5 | 4 | 4 | 7 | | | | | | | |
| Women's Strokes | 3 | 2 | 9 | 5 | 1 | 7 | 8 | 4 | 6 | | | | | | | |

| | SCORE | | | | NO OF HOLES | | | | INDIV PTS | | | |
|-------|-------|-----|-----|-----|-------------|-----|------|-----|-----------|-----|--|--|
| | GROSS | HCP | NET | ESC | WON | TIE | LOST | PTS | MTCH | TOT | | |
| 1 | 42 | 4 | 38 | | 4 | - | 5 | 8 | 1 | 9 | | |
| 2 | 45 | 8 | 37 | | 4 | 3 | 2 | 11 | - | 11 | | |
| 3 | 40 | 9 | 31 | | 3 | 4 | 2 | 10 | 2 | 12 | | |
| 4 | 50 | 11 | 39 | | 7 | - | 2 | 14 | 2 | 16 | | |
| TOTAL | 145 | | | | | | | | | | | |

| TEAM B PTS | |
|------------|----|
| net | 19 |
| total | 67 |

TOTAL PTS (A+B) = 100

Individual scoring (20 points max)
 Holes: Won=2, Tied=1, Lost=0
 Match: Low Net=2, Tie=1, Lost=0

TEAM LOW NET:

Winner (low team net): 10 Points +1 for each stroke difference up to 10 additional points (20 points max)
 Loser: 10 minus stroke difference (0 if stroke diff > 10)

SIGNED

SIGNED


SECRETARY

| | | | | | | | | | | | | | | | | | | | | | | | | |
|----------------|----------------------------|-----|-----|-----|-----|-----|-----|-----|-----|-----|------|-----|-----|-----|-----|-----|-----|-----|-----|-----|------|------|-----|-----|
| Black | 72.4/123 | 422 | 373 | 178 | 541 | 398 | 189 | 332 | 418 | 503 | 3354 | 397 | 533 | 218 | 409 | 524 | 435 | 183 | 382 | 419 | 3500 | 6854 | | |
| Black/Blue | 71.0/123 | 372 | 373 | 150 | 541 | 364 | 171 | 332 | 390 | 503 | 3196 | 359 | 533 | 192 | 394 | 474 | 423 | 162 | 382 | 419 | 3338 | 6534 | | |
| Blue | M: 70.2/123 W: 76.2/130 | 372 | 342 | 150 | 517 | 364 | 171 | 311 | 390 | 476 | 3093 | 359 | 520 | 192 | 394 | 474 | 423 | 162 | 372 | 362 | 3258 | 6351 | | |
| White | M: 67.0/114 W: 72.5/124 | 345 | 313 | 127 | 472 | 333 | 131 | 294 | 376 | 448 | 2839 | 329 | 452 | 170 | 350 | 389 | 354 | 158 | 371 | 343 | 2916 | 5755 | | |
| Men's Handicap | | 9 | 11 | 15 | 1 | 7 | 17 | 13 | 3 | 5 | | 12 | 4 | 16 | 6 | 2 | 8 | 18 | 10 | 14 | | | | |
| Par | | 4 | 4 | 3 | 5 | 4 | 3 | 4 | 4 | 5 | 36 | 4 | 5 | 3 | 4 | 5 | 4 | 3 | 4 | 4 | 36 | 72 | | |
| HOLE | | 1 | 2 | 3 | 4 | 5 | 6 | 7 | 8 | 9 | OUT | 10 | 11 | 12 | 13 | 14 | 15 | 16 | 17 | 18 | IN | TOT | HCP | NET |

| | | | | | | | | | | | | | | | | | | | | | | | | |
|------------|--|--|---|--|--|--|--|--|--|--|--|---|---|---|---|---|---|---|---|---|----|--|--|--|
| Steve | | | 5 | | | | | | | | | 4 | 5 | 5 | 5 | 7 | 6 | 4 | 5 | 8 | 42 | | | |
| John Davis | | | 5 | | | | | | | | | 4 | 6 | 5 | 5 | 7 | 6 | 5 | 7 | 6 | 45 | | | |
| Brent | | | 6 | | | | | | | | | 4 | 6 | 6 | 5 | 5 | 4 | 3 | 5 | 4 | 49 | | | |
| John | | | 4 | | | | | | | | | 6 | 5 | 4 | 5 | 5 | 5 | 4 | 6 | 5 | 51 | | | |

| | | | | | | | | | | | | | | | | | | | | | | | | |
|------------------|----------------------------|-----|-----|-----|-----|-----|-----|-----|-----|-----|------|-----|-----|-----|-----|-----|-----|-----|-----|-----|------|------|--|--|
| Gold | M: 64.8/115 W: 69.8/118 | 317 | 294 | 106 | 417 | 273 | 103 | 267 | 351 | 407 | 2535 | 312 | 408 | 154 | 317 | 384 | 320 | 156 | 354 | 317 | 2722 | 5257 | | |
| Gold/Green | M: 62.7/105 W: 66.4/111 | 227 | 294 | 106 | 417 | 212 | 103 | 267 | 229 | 407 | 2262 | 230 | 408 | 71 | 317 | 384 | 320 | 120 | 221 | 317 | 2388 | 4650 | | |
| Green | M: 60.5/98 W: 61.6/100 | 227 | 215 | 100 | 304 | 212 | 103 | 201 | 229 | 330 | 1921 | 230 | 300 | 71 | 223 | 266 | 210 | 120 | 221 | 225 | 1866 | 3787 | | |
| Women's Handicap | | 9 | 11 | 15 | 1 | 3 | 17 | 7 | 5 | 13 | | 10 | 4 | 18 | 8 | 2 | 14 | 16 | 6 | 12 | | | | |

Team 1 SC Taylor



TEAM 16

PLAY READY GOLF
Please maintain position with the group in front of you.
Keep rounds of golf under 4 hours.

USGA Rules apply except where modified by Local Rules.


SPECIFIC LOCAL RULES - PATRIOT COURSE

Out of Bounds on holes #8, #9, and #10 is defined by the course side edge of the road.


| | | | | | | | | | | | | | | | | | | | | | | | | |
|------------------|----------------------------|-----|-----|-----|-----|-----|-----|-----|-----|-----|------|-----|-----|-----|-----|-----|-----|-----|-----|-----|------|------|-----|-----|
| Gold | W: 72.5/124 | 345 | 313 | 127 | 472 | 333 | 131 | 294 | 376 | 448 | 2839 | 329 | 452 | 170 | 350 | 389 | 354 | 158 | 371 | 343 | 2916 | 5755 | | |
| Men's Handicap | | 9 | 11 | 15 | 1 | 7 | 17 | 13 | 3 | 5 | | 12 | 4 | 16 | 6 | 2 | 8 | 18 | 10 | 14 | | | | |
| Red | M: 64.8/115 W: 69.8/118 | 317 | 294 | 106 | 417 | 273 | 103 | 267 | 351 | 407 | 2535 | 312 | 408 | 154 | 317 | 384 | 320 | 156 | 354 | 317 | 2722 | 5257 | | |
| Green | M: 60.5/98 W: 61.6/100 | 227 | 215 | 100 | 304 | 212 | 103 | 201 | 229 | 330 | 1921 | 230 | 300 | 71 | 223 | 266 | 210 | 120 | 221 | 225 | 1866 | 3787 | | |
| Women's Handicap | | 9 | 11 | 15 | 1 | 3 | 17 | 7 | 5 | 13 | | 10 | 4 | 18 | 8 | 2 | 14 | 16 | 6 | 12 | | | | |
| HOLE | | 1 | 2 | 3 | 4 | 5 | 6 | 7 | 8 | 9 | OUT | 10 | 11 | 12 | 13 | 14 | 15 | 16 | 17 | 18 | IN | TOT | HCP | NET |

| | | | | | | | | | | | | | | | | | | | | | | | | |
|------|--|---|---|---|---|---|---|---|---|-----|----|---|---|---|---|---|---|---|---|---|----|----|--|--|
| JJ | | 6 | 7 | 3 | 5 | 8 | 6 | 4 | 3 | 7 | 49 | | | | | | | | | | | | | |
| Doug | | 9 | 5 | 7 | 8 | 6 | 6 | 7 | 7 | 64 | | | | | | | | | | | | | | |
| DAVE | | 5 | 6 | 2 | 5 | 4 | 5 | 4 | 5 | 40 | | | | | | | | | | | | | | |
| BILL | | 6 | 7 | 4 | 7 | 6 | 5 | 4 | 4 | 750 | | | | | | | | | | | | | | |
| Par | | 4 | 4 | 3 | 5 | 4 | 3 | 4 | 4 | 5 | 36 | 4 | 5 | 3 | 4 | 5 | 4 | 3 | 4 | 4 | 36 | 72 | | |

PLAYED
BACKSIDE



Team 1 TM 1 v TM 16



Team 16

PLAY READY GOLF
Please maintain position with the group in front of you.
Keep rounds of golf under 4 hours.

USGA Rules apply except where modified by Local Rules.

SPECIFIC LOCAL RULES - PATRIOT COURSE

Out of Bounds on holes #8, #9, and #10 is defined by the course side edge of the road.

Patriot - Back 9

Team #: **1**

Week: **9**

Date: **July 12, 2022**

| HOLE MEN'S STROKES PAR | | 1 | 2 | 3 | 4 | 5 | 6 | 7 | 8 | 9 | | | | | | | | | | | | |
|--------------------------------------|---------------|---|---|---|---|---|---|---|---|---|--------|-----|-----|--------|-----|------|------|-----|------|-----|------------|-------|
| | | 3 | 2 | 9 | 5 | 1 | 7 | 8 | 4 | 6 | | | | | | | | | | | | |
| | | 4 | 5 | 3 | 4 | 5 | 4 | 3 | 4 | 4 | GROSS | HCP | NET | ESC | WON | TIED | LOST | PTS | MTCH | TOT | | |
| A | Taylor, Steve | 4 | 5 | 5 | 5 | 7 | 6 | 4 | 5 | 8 | 49 | 11 | 38 | 49 | 5 | 0 | 4 | 10 | 1 | 11 | TEAM A PTS | |
| B | Davis, John | 4 | 6 | 5 | 5 | 7 | 6 | 5 | 7 | 6 | 51 | 15 | 36 | 51 | 2 | 4 | 3 | 8 | 2 | 10 | | |
| C | Moore, JJ | 6 | 7 | 3 | 5 | 8 | 6 | 4 | 3 | 7 | 49 | 17 | 32 | 49 | 3 | 3 | 3 | 9 | 0 | 9 | | |
| D | Butler, Doug | 8 | 9 | 5 | 7 | 8 | 6 | 6 | 7 | 7 | 64 | 17 | 47 | 64 | 2 | 0 | 7 | 4 | 0 | 4 | NET | TOTAL |
| WOMEN'S STROKES | | 3 | 2 | 9 | 5 | 1 | 7 | 8 | 4 | 6 | TOTAL: | | 153 | TOTAL: | | | | | | 34 | 2 | 36 |

Key/Legend

| | | | |
|---|-----------------|---|----------------|
| 5 | stroke received | 5 | over ESC limit |
| 5 | won hole | 5 | rainout/dark |

Team #: **16**

| | | | | | | | | | | | | | | | | | | | | | | | | | | |
|--------------------|--------------|---|---|---|---|---|---|---|---|---|--------|----|-----|--------|---|---|---|----|---|----|------------|--|--|----|----|----|
| A | Land, Brent | 4 | 6 | 6 | 5 | 5 | 4 | 3 | 5 | 4 | 42 | 4 | 38 | 41 | 4 | 0 | 5 | 8 | 1 | 9 | TEAM B PTS | | | | | |
| B | Ioper, John | 6 | 5 | 4 | 5 | 5 | 5 | 4 | 6 | 5 | 45 | 8 | 37 | 45 | 3 | 4 | 2 | 10 | 0 | 10 | | | | | | |
| C | Parker, Dave | 5 | 6 | 2 | 5 | 4 | 5 | 4 | 5 | 4 | 40 | 9 | 31 | 40 | 3 | 3 | 3 | 9 | 2 | 11 | | | | | | |
| D | Drake, Bill | 6 | 7 | 4 | 7 | 6 | 5 | 4 | 4 | 7 | 50 | 11 | 39 | 50 | 7 | 0 | 2 | 14 | 2 | 16 | | | | | | |
| HOLE | | 1 | 2 | 3 | 4 | 5 | 6 | 7 | 8 | 9 | TOTAL: | | 145 | TOTAL: | | | | | | | | | | 46 | 18 | 64 |
| STROKE DIFFERENCE: | | | | | | | | | | | | | 8 | | | | | | | | | | | | | |

Instructions:

1. Select the course; and enter team numbers, week, and the date of play.
2. Select player names. (Select "FORFEIT" if appropriate.)
3. Enter player scores.
4. Click "Submit Match".

Submit Match

Main Menu

Rainout

Clear Score Sheet

Delete Match